


Anticipating **CAT 8**

Plan for
25/40GBASE-T
networks today



with
FLUKE
networks®



EASE
network solutions

After every difficulty, there is always ease.

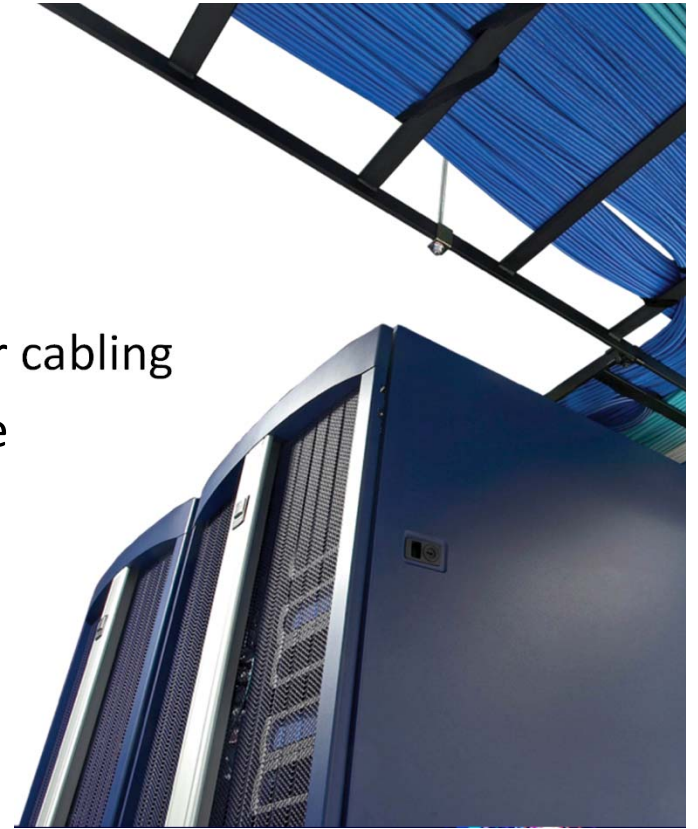
Anticipating Cat 8 - Agenda

- Cat 8 Overview
- Cat 8 Customer
- Design Considerations
- Testing Procedures and Standards



What is Cat 8?

- Next Generation Copper Cabling
- 25G and 40G data rates over twisted-pair copper cabling
- Switch to server connections at data center edge



EASE
ELECTRONIC ASSEMBLY SERVICES

After every difficulty, there is always ease.

Category 8 Standards



IEEE 802.3bq
25G/40GBASE-T



ANSI/TIA-568-C.2-1 Category 8 Cabling
Soon to be part of ANSI/TIA-568.2-D



International
Organization for
Standardization

ISO/IEC 11803-1 Generic Cabling
Including Class I & II Channels



EASE
ELECTRIC AND SIGNAL ENGINEERS

After every difficulty, there is always ease.


How is Cat 8 Different from Lower Categories?

- Frequency
- Channel Length
- Number of Connections
- Cable Construction
- Connector Options

Cat 8

Class I & II

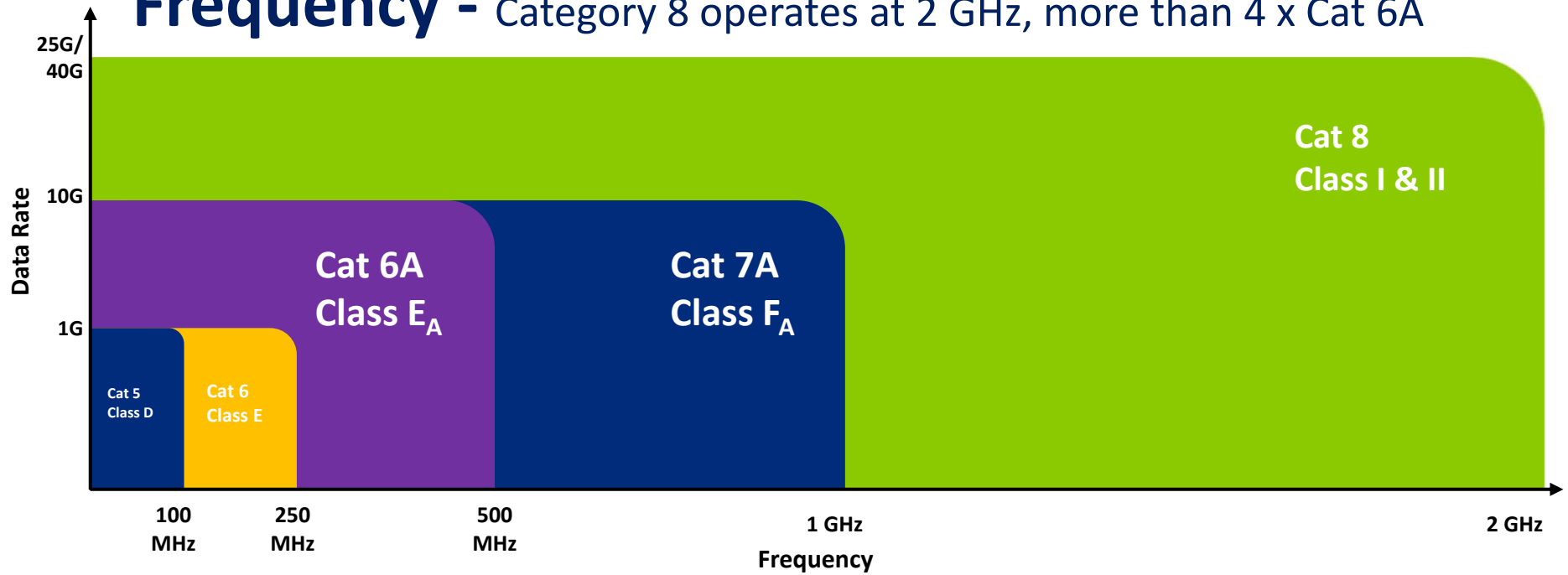
Cat 5e, 6, 6A
Class D, E, E_A, F_A



EASE

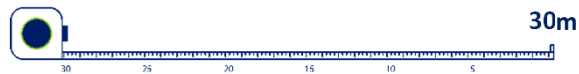
After every difficulty, there is always ease.

Frequency - Category 8 operates at 2 GHz, more than 4 x Cat 6A

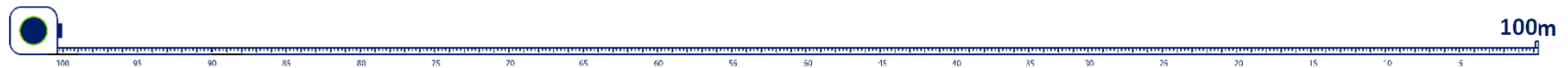


Channel Length - Category 8 channels are limited to 30 meters

Category 8 | Class I & II



Category 5e,6,6A,7A | Class D, E, E_A, F_A



- Previous twisted-pair horizontal cabling = 100 meter limit
- Cat 8 = 30 meter limit
- New limit due to optimizing distance and power for active equipment
- Short for many building applications, but works well for data center rows
- 30 meter limit for Cat 8 applies whether inside or outside data center



EASE
ELECTRONIC ASSEMBLY SERVICES

After every difficulty, there is always ease.

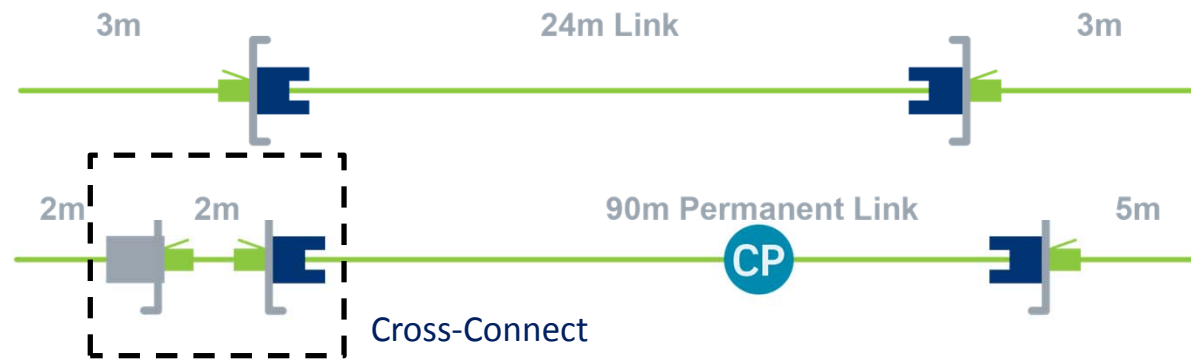
Cat 8 Channels - Limited to 2 connections

Why is the connector limit important?

- Cat 8 **requires** interconnect topologies,
- Cat 8 **does not support** cross connect topologies

Category 8
Class I & II
(2 connections)

Category 5e,6,6A,7A
Class D,E,E_A,F_A
(4 connections)




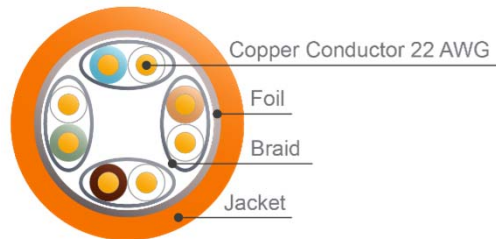
EASE
ELECTRONIC ASSEMBLY SOLUTIONS

After every difficulty, there is always ease.

Cable Construction

Category 8 Cable is Shielded with 22 AWG Conductors

- 2 GHz frequency requires high level of shielding
- S/FTP Construction – Pairs in metal foil with overall braid
- Cat 8 solutions require shielded panels that are properly bonded to the telecommunications bonding network



EASE
ELECTRONIC ASSEMBLY SERVICES

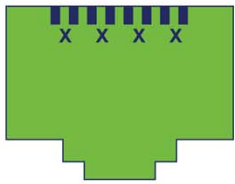
After every difficulty, there is always ease.

Connector Options

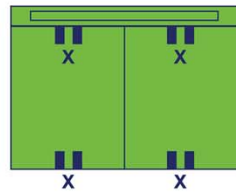
Four Possible Cat 8 Connectors

Cat 8.1 / Class I

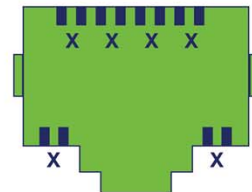
Cat 8.2 / Class II (Cat 7A interface)



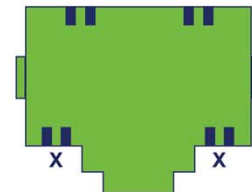
RJ-45



Tera®



GG45



ARJ

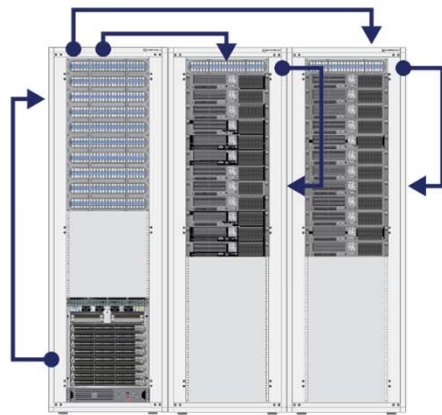


EASE
ELECTRONIC ASSEMBLY SOLUTIONS

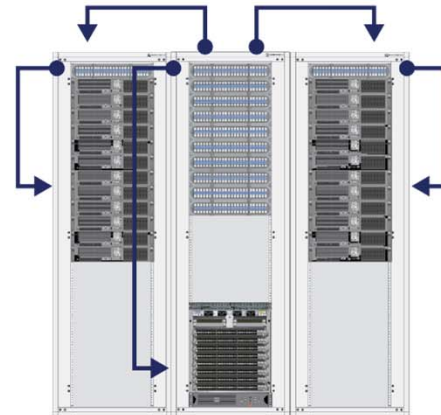
After every difficulty, there is always ease.

Cat 8 Architecture Options

End-of-Row | Middle-of-Row




EoR



MoR

Top-of-Rack



ToR

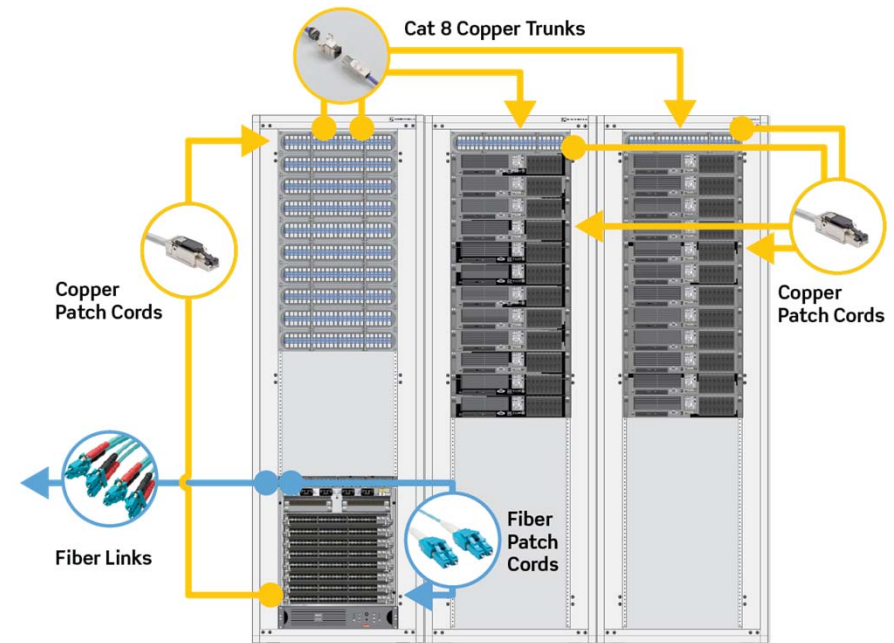


EASE
EASE NETWORKS

After every difficulty, there is always ease.

End-of-Row | Middle-of-Row Architecture

- Structured cabling approach
- Patch cords connect active equipment to panels
- Jack-Jack links with patch cord on each end
- Fiber uplinks to core / aggregate switches

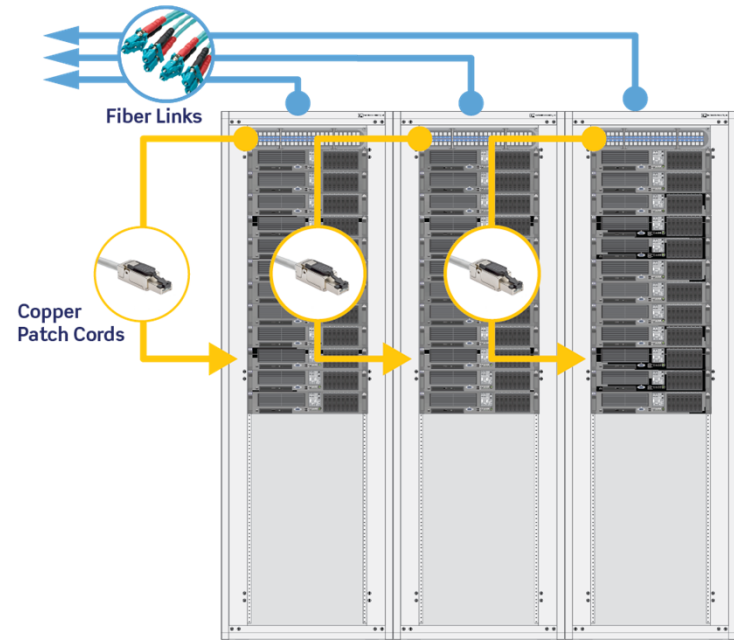


EASE
ELECTRONIC ASSEMBLY SERVICES

After every difficulty, there is always ease.

Top-of-Rack Architecture

- Not structured cabling, but common in data centers
- Connects equipment within same or adjacent cabinet
- Fiber uplinks to core /aggregate switches
- Active equipment connected directly with single cable
 - DAC = Direct Attached Copper



EASE
ELECTRONIC ASSEMBLY SERVICES

After every difficulty, there is always ease.

Category 8 Application Advantages

Compared to OM3 Multimode Optical Fiber

- Lower cost alternative for channels less than 30m
- Backwards compatibility with Cat 6A and Cat 6
- Supports auto-negotiation
- Enables mixed data rates on the same switch



EASE
ELECTRONIC ASSEMBLY SERVICES

After every difficulty, there is always ease.

Category 8 Application Advantages

Compared to Twin-Axial Copper

- Lower cost alternative for Direct Attached Copper (DAC) applications of 5 meters or less
- Supports connections within same or adjacent cabinets
- Backwards compatibility with RJ-45 equipment
- Supports auto-negotiation
- Enables mixed data rates on the same switch



EASE

After every difficulty, there is always ease.

Who Is The Cat 8 Customer?

Anticipating Cat 8




EASE
ELECTRICAL AND COMMUNICATIONS

After every difficulty, there is always ease.

Cat 8 is Ideal for Small/Medium Data Centers

- Data centers under 20K m² (~ 140m x 140m)
- On-site or Co-location
 - Essentially a collection of small/med data centers housed together
- Rows of 30 cabinets or less
- Seeking 25G upgrade from 10G or 1G at the edge



EASE
ELECTRONIC ASSEMBLY SERVICES

After every difficulty, there is always ease.

Cat 8 May Not Support Large Data Center Needs

- Longer rows with 30 to 100 cabinets
- Data rates already at 40G
- Looking for migration to 100G and higher
- OM3 or OM4 optical fiber likely to be deployed



EASE
ELECTRONIC ASSEMBLY SERVICES

After every difficulty, there is always ease.

Cat 8 Will Not Support Hyperscale Data Centers

- Hyperscale data centers require single-mode fiber
- Very long rows with cabling distances over 100 meters
- Data rates of 100G now with upgrade paths to 200G / 400G

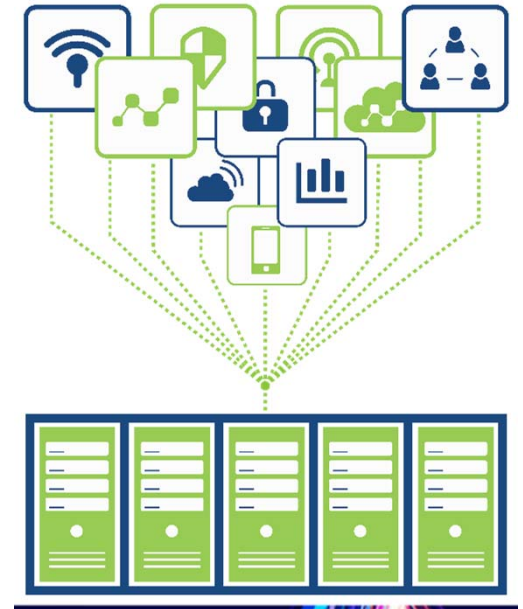


EASE
ELECTRONIC ASSEMBLY SERVICES

After every difficulty, there is always ease.

Increased Traffic Throughout Network Driving Bandwidth Needs in Data Center

- High bandwidth applications
 - Big increase in connected devices (IoT, BYOD, etc.)
 - Cloud applications
 - Increased use of 802.11ac WAPs
 - 7GB per link vs. less than 1GB
- Fiber uplinks migrating from 40G to 100G or higher
- Access layer requires more than 10G to avoid becoming the bottleneck



EASE
ELECTRONIC ASSEMBLY SERVICES

After every difficulty, there is always ease.

Cat 8 Outside the Data Center

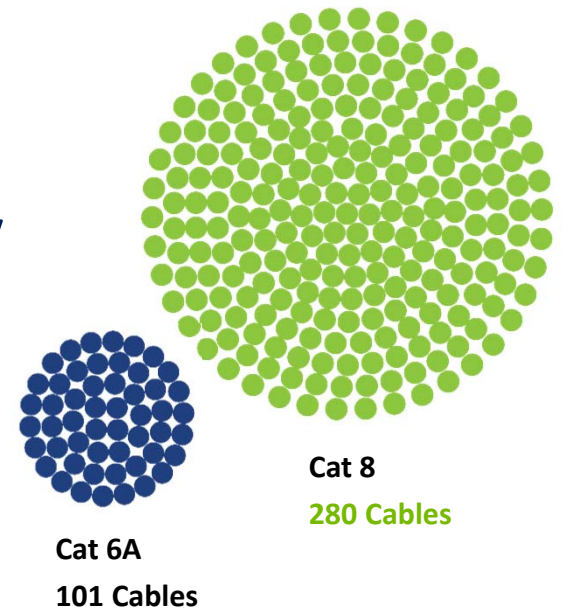
- 30-meter, 2-connection channel limits still apply
- Cat 8 can support 10G in 100-meter channels
- ISO/IEC standards limit Cat 8 to the data center
- TIA includes Cat 8 in most premise cabling standards, though **Cat 6A is still recommended**
 - ANSI/TIA-568.0-D-----Generic Cabling Systems
 - ANSI/ITA-568.1-D-----Commercial Buildings
 - ANSI/TIA-862-B-----Intelligent Building Systems
 - ANSI/TIA-4966-----Education
 - ANSI/TIA-942-B-----Data Centers



Cat 8 PoE Benefits

Larger Conductors Transmit Power More Efficiently

- POE Advantages of Cat 8 Cable
 - More cables can be bundled for extended distances
 - Ambient temperature can exceed 20 °C
 - Support future applications where all cables to support 100 W
- 10 Gb/s is still the maximum data rate when
 - Distances exceed 30 meters
 - More than 2 connections used
 - Cat 6A jacks or patch cords used



TIA-TSB-184-A

Maximum bundle size **in air** for 15 °C temperature rise at 20 °C ambient for 100W (1000 mA per pair)



Design Considerations for 25G

Anticipating Cat 8



EASE

After every difficulty, there is always ease.

Selecting the Right Media for 25G

Design Considerations

- New construction or existing facility
- Distance requirements
- Architecture type
- Sequence and timing of installation
- Future-proofing Cat 6A designs



EASE
ELECTRONIC ASSEMBLY SERVICES

After every difficulty, there is always ease.

Design Considerations for 25G

New Construction or Existing Facility

- All new equipment → **Cat 8** | OM3 fiber | Twin-axial
- Must match current architecture
- New equipment must co-exist with current equipment
 - 10GBASE-T (Cat 6A) → 25GBASE-T (**Cat 8** Class I)
 - 1GBASE-T (Cat 6) → 25GBASE-T (**Cat 8** Class I)
 - 10GBASE-CR (Twin-axial) → 25GBASE-CR (Twin-axial)
 - 10GBASE-SR (OM3 fiber) → 25GBASE-SR (OM3 fiber)



EASE
ELECTRIC AND SYSTEMS

After every difficulty, there is always ease.

Design Considerations for 25G

Distance Requirements

Distance	OM3 Fiber	Cat 8	Twin-Axial
Less than 5m	✓	✓	✓
5m to 30m	✓	✓	
30m to 100m	✓		



EASE
electronics

After every difficulty, there is always ease.

Design Considerations for 25G

Architecture Type

- End-of-Row | Middle-of-Row Architecture

 Less than 30m

– **Cat 8** | OM3 Fiber

 Greater than 30m

OM3 Fiber

- Top-of-Rack

– RJ-45  **Cat 8**

– SFP28 Connector  Twin-axial

– Greater than 5m  Cannot use ToR architecture



EASE
ELECTRIC AND SYSTEMS

After every difficulty, there is always ease.

Design Considerations for 25G

Sequence and Timing of Installation

- Concurrent Installation
 - All equipment, cabling installed together → **Cat 8** | OM3 fiber | Twin-axial
- Staggered Installation
 - Upgrade switches first, then servers over time
 - Match existing cabling type
 - Cat 6A or 6 (RJ-45) → **Cat 8 Class I (RJ-45)**
 - OM3 fiber (SFP+ & LC) → Keep OM3 cabling | upgrade transceiver
 - Twin-axial (SFP+) → Twin-axial (SPF28)



Future-Proofing Cat 6A Designs

Cabling Architectures

- Top-of-Rack Architecture
 - Connections should be supported by cords 5 meters or shorter
 - Connections within same or adjacent cabinets




EASE
ELECTRONIC ASSEMBLY SERVICES

After every difficulty, there is always ease.

Future-Proofing Cat 6A Designs

Cabling Architectures

- Middle-of-Row Architecture
 - End-of-Row may place server too far away from switch
 - Middle-of-Row provides 60m of distance with 30 meters in each direction



EASE
ELECTRONIC ASSEMBLY SERVICES

After every difficulty, there is always ease.

Future-Proofing Cat 6A Designs

Install a Shielded Solution

- Shielded panels accept both Cat 6A and Cat 8 jacks
- If Cat 6A unshielded cabling is installed, consider using shielded panels
- Panels will be bonded to cabinets as part of telecommunication bonding network



EASE
ELECTRICAL AND SHIELDING SOLUTIONS

After every difficulty, there is always ease.

Cat 8 Testing Procedures and Standards

Anticipating Cat 8



EASE
ELECTRIC AND SYSTEMS

After every difficulty, there is always ease.

Field Test Standard ANSI/TIA-1152-A

- References related standards – such as ANSI/TIA-568-C.2
- What Tests Shall be run in the field
 - And Optional Tests
- How to run the tests
- What the accuracy requirements are for the tests
 - Comparing the field test equipment results with a Lab equipment (VNA)
 - Specification of Level 2G accuracy
- Field Test Standard ANSI/TIA-1152-A



It's Not Just About 2 GHz

Copper Certification		
	ANSI/TIA-568-C.2 (Cabling System)	ANSI/TIA-1152 (Minimum Field Test)
Wire Map	✓	✓
Length	✓	✓
Propagation Delay	✓	✓
Delay Skew	✓	✓
DC Loop Resistance	✓	✓
DC Resistance Unbalance	✓	✓
Insertion Loss	✓	✓
NEXT, PS NEXT	✓	✓
Return Loss	✓	✓
ACR-F, PS ACR-F	✓	✓
TCL, ELTCTL	✓	✓
PS ANEXT, PS AACR-F	✓	✓

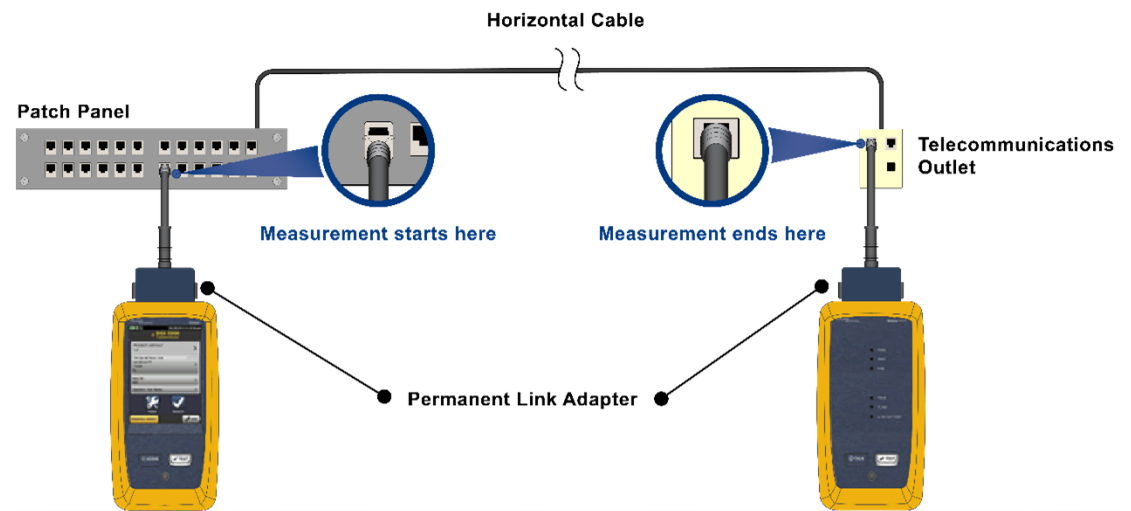
Limits are specified but optional per 1152A

For Category 6A



Permanent Link

- Typically used by installers – required for cabling warranties
- Max. 24 m (78 ft.)

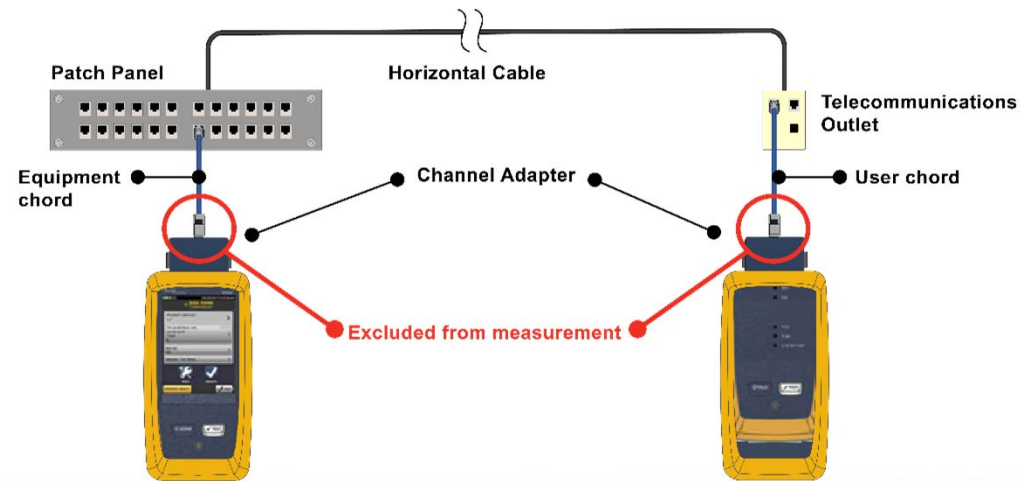


EASE
electronics

After every difficulty, there is always ease.

Inter-Connect Channel

- Only two Connection Points permitted
- Equipment and user cords must remain with link
- No cross-connect or consolidation point, max. 30 m (98 ft.)



EASE
ELECTRIC AND SERVICE INDUSTRIES

After every difficulty, there is always ease.

Why 'Only' 30 Meters...



Attenuation

is represented by the electrons that get stuck

Fewer electrons show up!



heat!

heat!


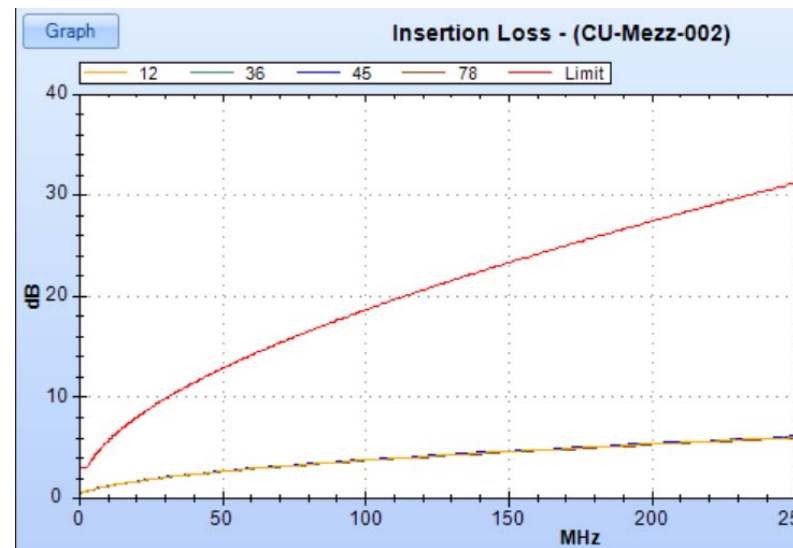


EASE
ELECTRONIC ASSEMBLY SERVICES

After every difficulty, there is always ease.

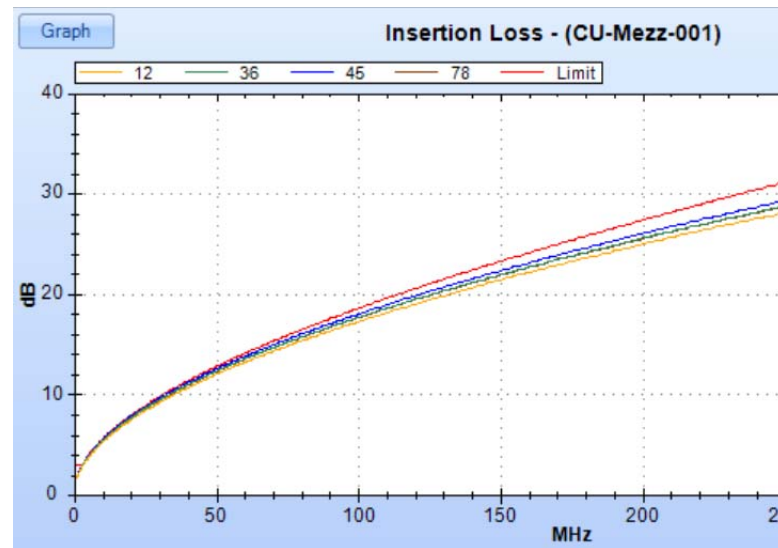
Attenuation/Insertion Loss Increases with Distance and Frequency

Attenuation on a shorter (20 meter) link



Attenuation/Insertion Loss Increases with Distance and Frequency

Attenuation on a longer (90 meter) link

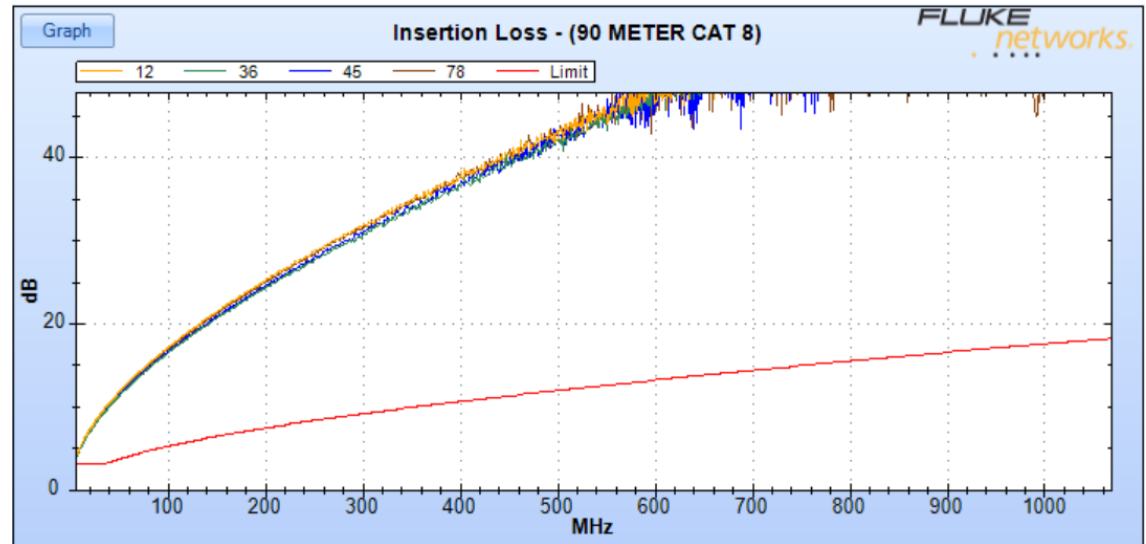


EASE
ELECTRONIC ASSEMBLY SERVICES

After every difficulty, there is always ease.

Cat 8 Attenuation Example of a 90 Meter Channel

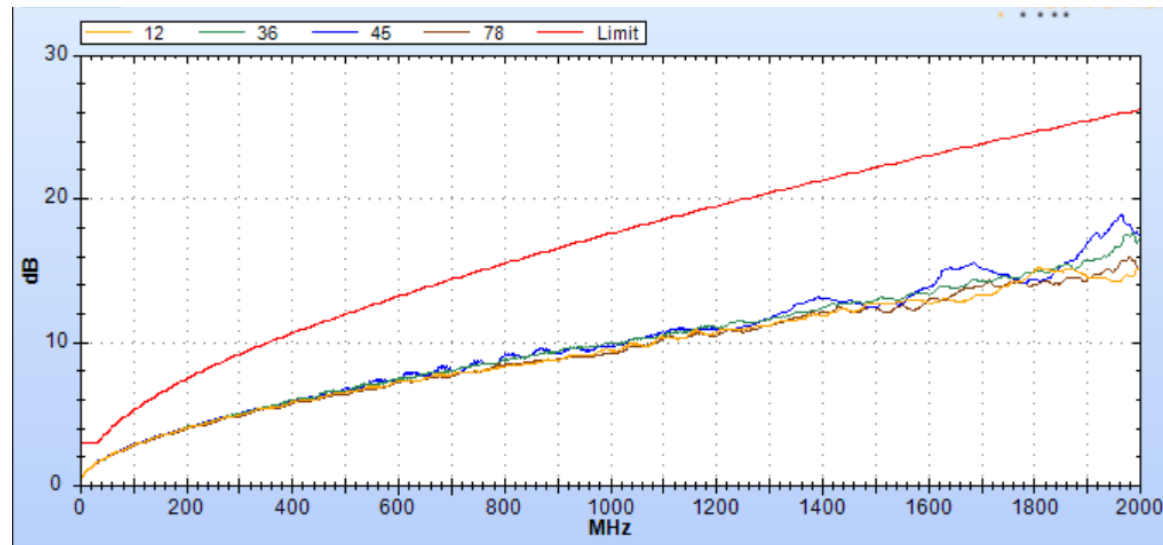
Results should be below the limit line



EASE
ELECTRONIC ASSEMBLY SERVICES

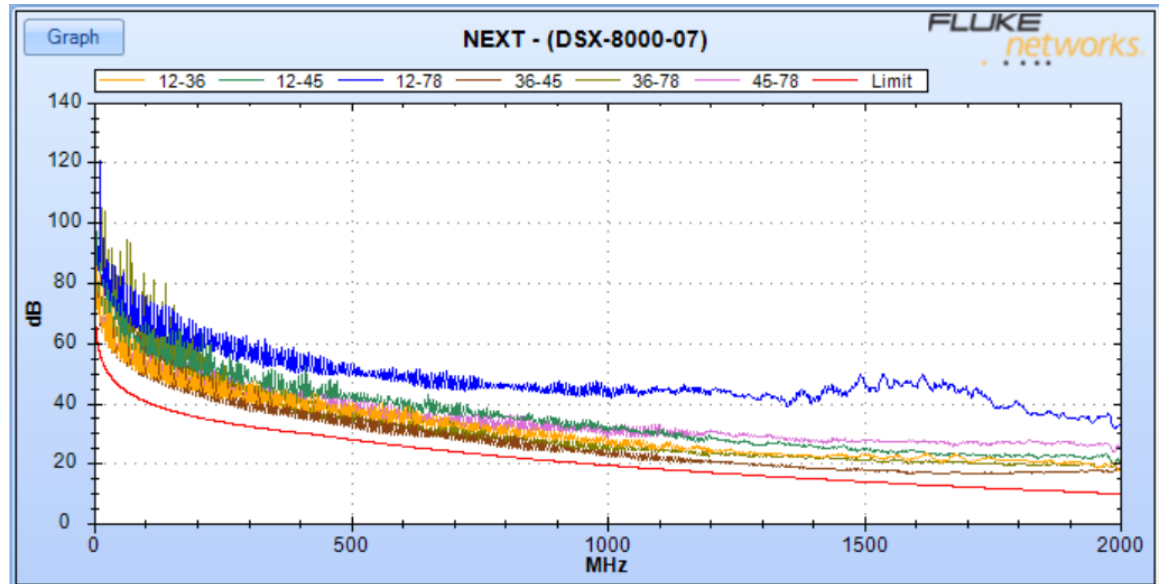
After every difficulty, there is always ease.

Cat 8 Attenuation Example of a 30 Meter Channel



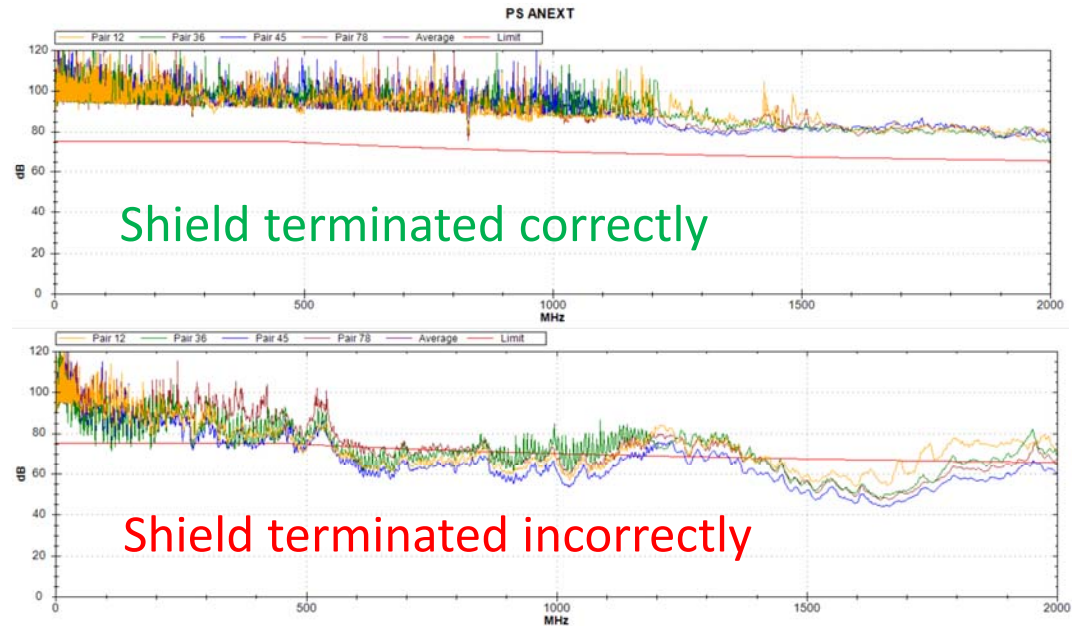
Cat 8 Limits are Similar to Cat 6A

Extended out to 2 GHz



Shield Integrity Testing

Proper Shield Termination is Critical to Cat 8 Performance

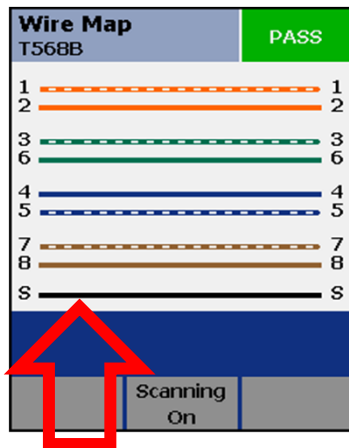


EASE
ELECTRONIC ASSEMBLY SERVICES

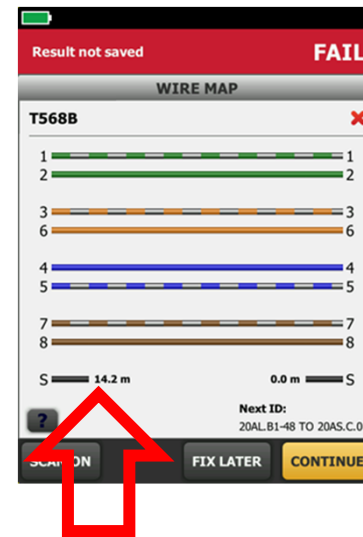
After every difficulty, there is always ease.

New Technology Required for Path Testing

Older Testers' Simple Resistance Test


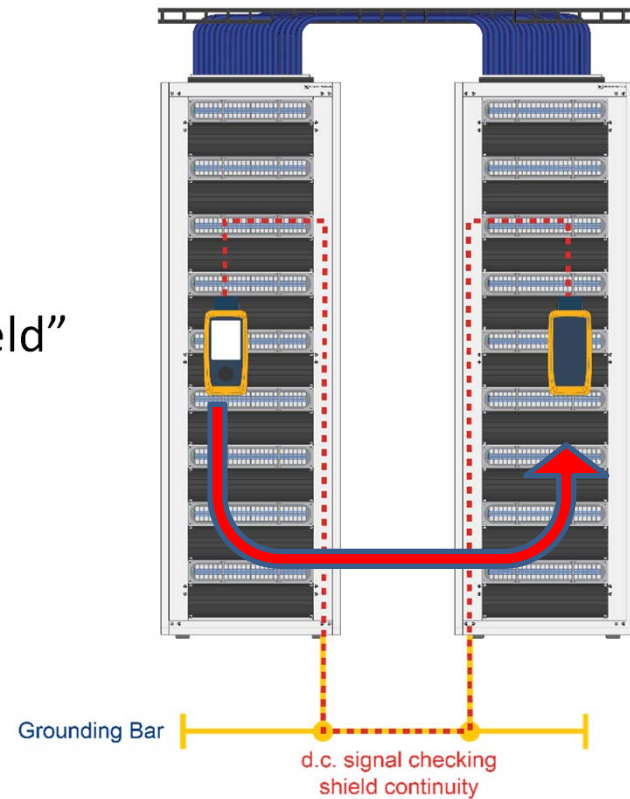


Test of Shield Path And simple resistance



Shield Integrity Testing

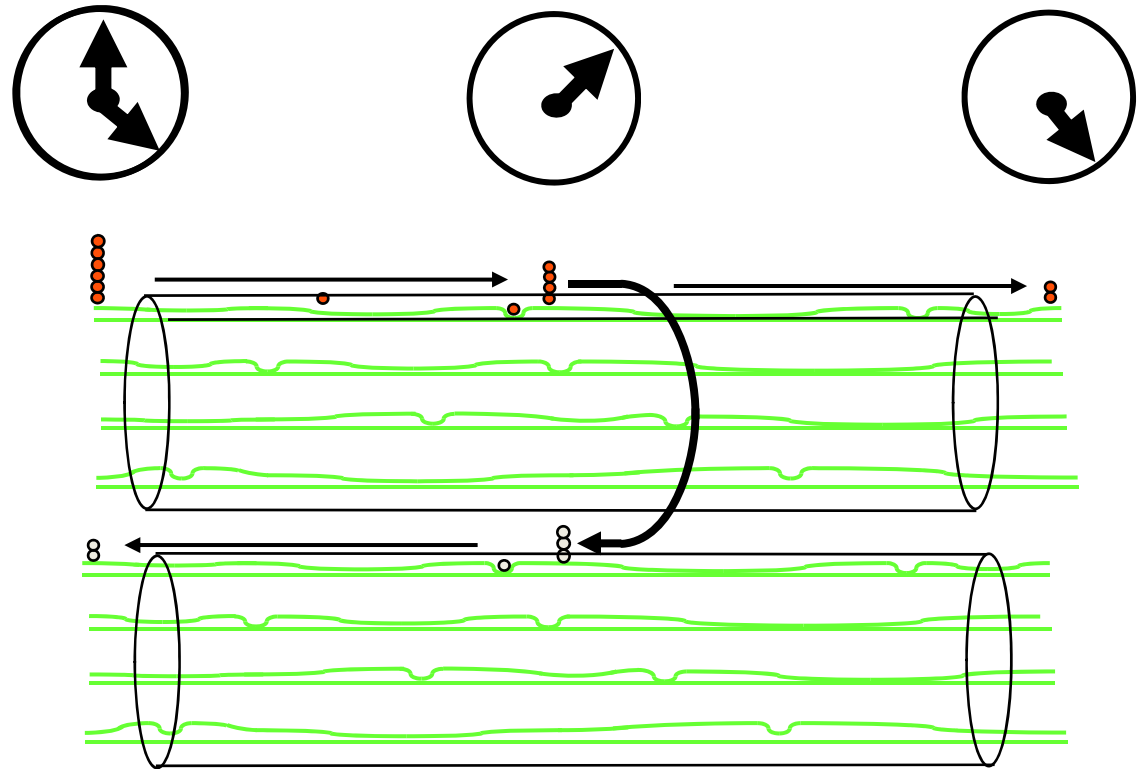
- Common Ground Can “Fool” Tester
- Tester Must Verify “Along the Path of the Shield”



EASE

After every difficulty, there is always ease.

Alien Crosstalk Occurs Between Cables



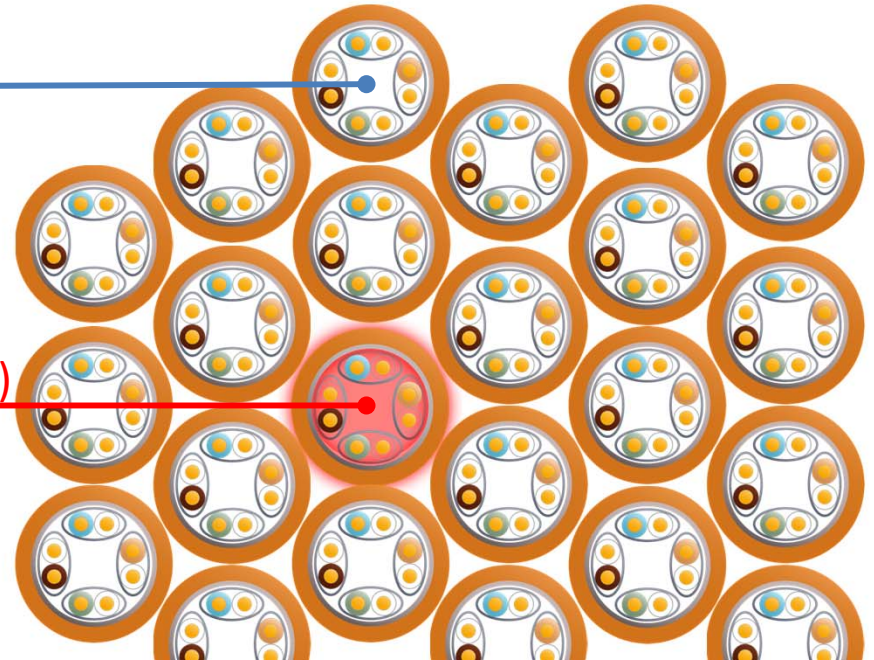
EASE
ELECTRIC AND SIGNAL ENGINEERS

After every difficulty, there is always ease.

Alien Crosstalk Occurs Between Cables

Disturbers

Disturbed (Victim)

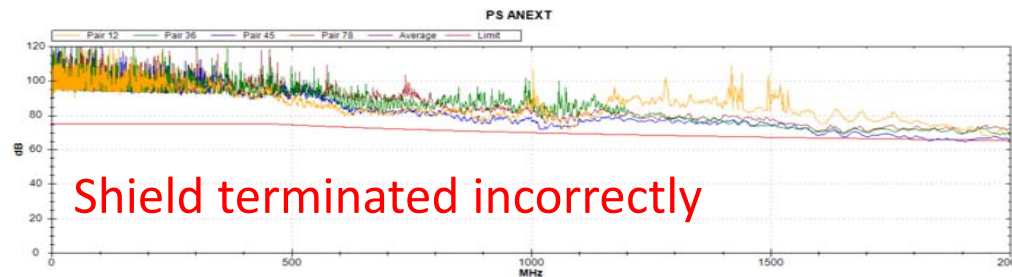
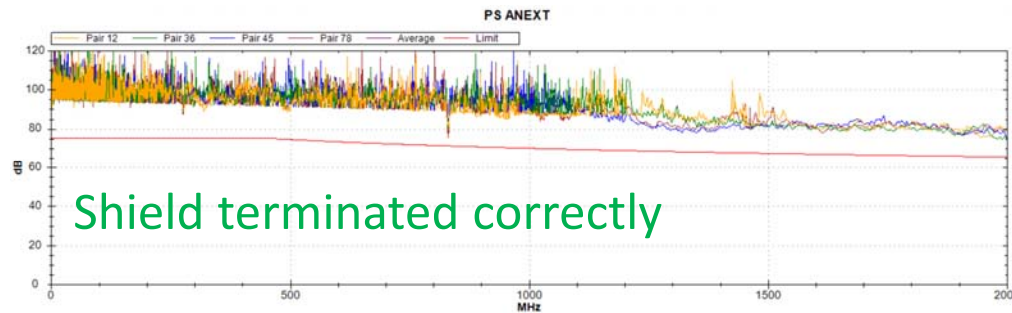


EASE

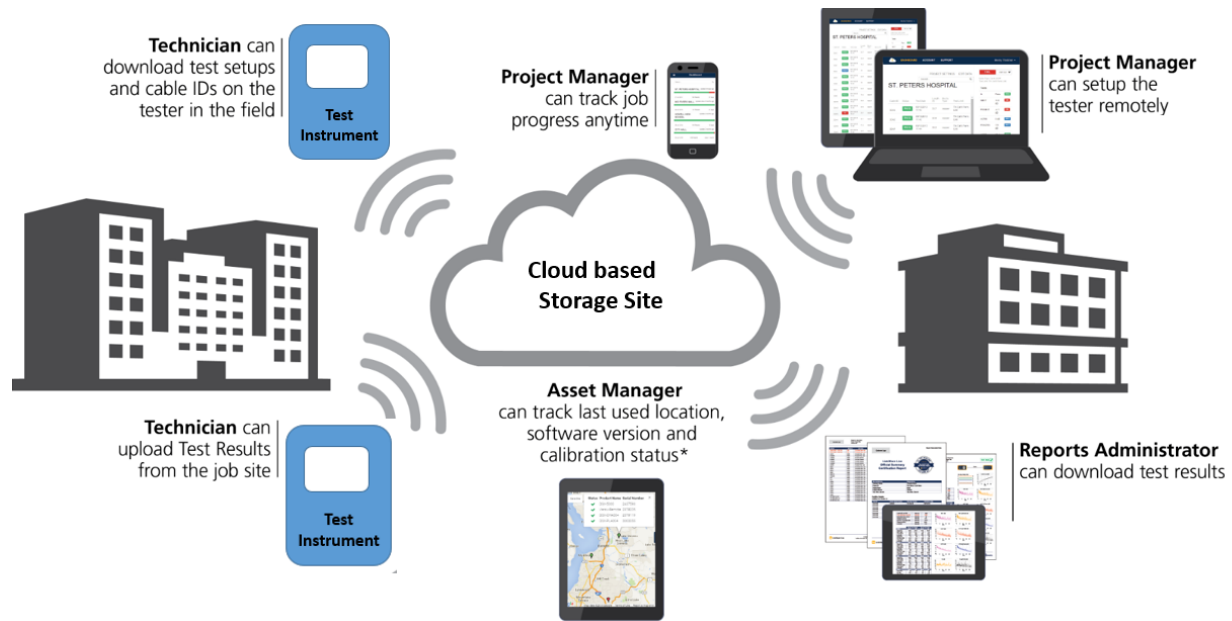
After every difficulty, there is always ease.

Results of Poor Shield Termination

It is important to check that the shield has continuity along the path of the cable – here the Disturbed cable has its shield open on one end



Cloud Based/SaaS Results Management



EASE
EASY ASSEMBLY SOLUTIONS

After every difficulty, there is always ease.

And if You've Done Everything Right –

Ready for 25/40G



Cable ID: CU-Mezz-007

Date / Time: 02/09/2017 05:30:48 PM
Headroom 5.6 dB (NEXT 36-45)
Test Limit: TIA Cat 8 Channel
 Cable Type: Cat 8 S/FTP
 NVP: 78.0%

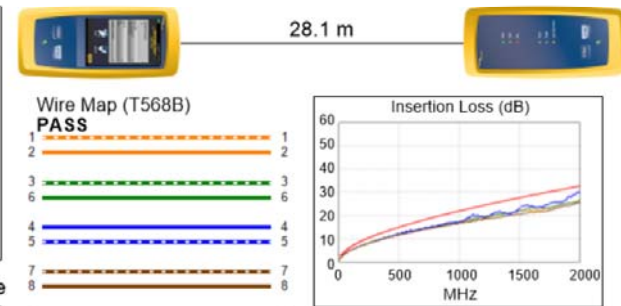
Operator: Jim
 Software Version: V5.0 Build 3
 Limits Version: V5.0
 Calibration Start Date:
 Main (Module): 12/19/2016
 Remote (Module): 12/19/2016

Test Summary: PASS

Model: DSX-8000
 Main S/N: 1623097
 Remote S/N: 1623063
 Main Adapter: DSX-CHA804
 Remote Adapter: DSX-CHA804

Length (m), Limit 30.0	[Pair 12]	28.1
Prop. Delay (ns), Limit 179	[Pair 36]	120
Delay Skew (ns), Limit 17	[Pair 12]	0
Resistance (ohms), Limit 6.40	[Pair 36]	4.02
Resist. Unbal. (ohms), Limit 0.120	[Pair 45]	0.027
Resist. P2P Unbal. (ohms), Limit 0.200	[Pair 12-36]	0.014
Insertion Loss Margin (dB)	[Pair 45]	2.4
Frequency (MHz)	[Pair 45]	1984.0
Limit (dB)	[Pair 45]	32.5

Worst Case Margin Worst Case Value



EASE
ETHERNET ADAPTERS

After every difficulty, there is always ease.

Closing

What you need to know about Cat 8

- Great choice for extending copper cabling in your data center
- Significant differences from lower categories
- Design considerations – take steps now to ensure migration path
- Ensure proper testing



EASE
ELECTRONIC ASSEMBLY SERVICES

After every difficulty, there is always ease.

Thank You!



EASE
ELECTRIC AND SERVICE INDUSTRIES

After every difficulty, there is always ease.